



MINISTRY OF EDUCATION  
PRIMARY ENGAGEMENT PROGRAMME  
GRADE ONE WORKSHEET  
SUBJECT: LITERACY  
LESSON: 1 WEEK 8

Name: \_\_\_\_\_

## PHONICS


**TOPIC:** Words beginning with **Qu-**.

**FACT/ TIP:** Every letter makes a sound.

**PRACTICE EXAMPLE:** **qu-** followed by vowels a and e

Eg.

**qua** as in quack



The duck **qu**acks.



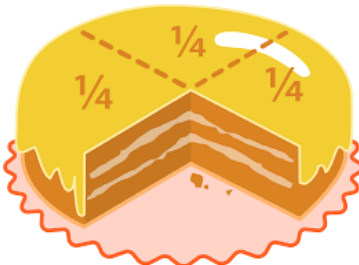

**que** as in question



This is a **qu**estion mark.

## ON YOUR OWN

Look at the words below. Write the beginning blend for each picture.

'qua' words	'que' words
 <p><b>quail</b></p> <p>_____</p>	 <p><b>queen</b></p> <p>_____</p>
 <p><b>quarter</b></p> <p>_____</p>	 <p><b>quench</b></p> <p>_____</p>

## READING

### Read the story.

The queen is very quiet. She wants to know who baked the cake. She cuts a quarter of it. She eats it quickly. Now she is thirsty. She drinks water to quench her thirst.

## VOCABULARY:

### TOPIC: GENDER NOUNS

**FACTS:** Nouns are naming words. Gender tells whether a person is male or female.

**Masculine gender:** Names of nouns that are linked to males are called **masculine**.

**e.g. Father, son, bull**

**Feminine gender:** Names of nouns that are linked to **females** are called **feminine**.

**eg. Mother, daughter, queen**

## ON YOUR OWN

Write **M-** for masculine or **F** for feminine next to each word.

1. woman \_\_\_\_\_

4. man \_\_\_\_\_

2. boy \_\_\_\_\_

5. bride \_\_\_\_\_

3. king \_\_\_\_\_

6. aunt \_\_\_\_\_